


CLEANER CONCENTRATE FOR LACQUERED HARDWOOD

SPECIFICATION

	<p>CLEANER CONCENTRATE FOR LACQUERED HARDWOOD</p>
	<p>BENEFITS :</p> <ul style="list-style-type: none"> • Does not leave stains, does not impact gloss level; • Gentle and efficient cleaning; • Economy use; • Contains only eco-friendly components; • Does not contain solvents; • Tested and approved by the hardwood flooring manufacturer
	<p>INGREDIENTS :</p> <p>Water, surfactants, flavors and functional additives.</p>

Meets TY BY 101040134.003-2014 requirements and Customs' union common sanitary-epidemiological and hygienic requirements

DESCRIPTION AND APPLICATION :

Cleaner concentrate for lacquered hardwood floors is an eco-safe composition of water-based cleaning agents with light flowery scent. Cleaner concentrate comes in 1l. plastic bottles and should be diluted before use in 1:50 ratio (i.e. 10 ml for 0,5 l of water). For the ease of use diluted concentrate should be put into a spray bottle.

Diluted concentrate can be used for everyday care for hardwood and laminate flooring, wall panels and furniture finished with hard protective finishes such as lacquer or glaze. Can be used to clean linoleum, vinyl, ceramic and PVC surfaces. Does not create film after use. Easy to use while cleaning, gentle to protective-decorative coatings.

TYPES OF REMOVABLE IMPURITIES :

Food stains:

- fat and oil stains;
- stains from fruits and fruit juice, milk, coffee, tea, non-alcoholic beverages and others.

Household stains:


- shoe stains;
- lipstick, ink ribbon and other stains.

MANUAL APPLICATION :

Important! Dilute the cleaner concentrate in 1:50 ratio (e.g. 10 ml for 0.5 l of water) before use.

Flooring care

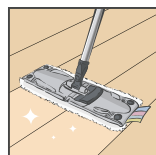
(hardwood and laminate flooring, ceramic tiles, linoleum, vinyl, PVC-coatings)



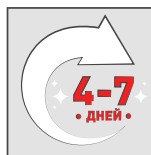
1. Clean the floor from dust, stand and litter with vacuum-cleaner.



2. Moisten the mop and surface with the cleaner concentrate.



3. Move the mop towards yourself and wipe the floor thoroughly along the planks. Avoid overwatering. Floor should be dry in 2-3 minutes after cleaning.



4. Regular cleaning every 4 to 7 days is recommended depending on degree of surface contamination.

Various surfaces care

(wall panels, furniture, porcelain stoneware, stone)



1. Spray the cleaner concentrate on a lint-free tissue.



2. Move the tissue towards yourself and wipe the surface thoroughly. Avoid overwatering. Surface should be dry in 2-3 minutes after cleaning.



3. Regular cleaning every 4 to 7 days is recommended depending on degree of surface contamination.

Important! In case hard-to-remove stains remain (marker, tape, felt-tip pens, ball-point pen, cream and cream for shoes, nail polish etc.) - use heavy duty cleaner Coswick.

CLEANER CONCENTRATE FOR LACQUERED HARDWOOD

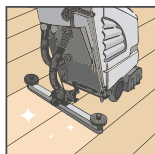
SPECIFICATION

AUTOMATIC APPLICATION :

Important! Dilute the cleaner concentrate in 1:50 ratio (e.g. 10 ml for 0.5 l of water) before use.



1. Fill the tank of an automatic cleaning machine with the necessary amount of cleaner.



2. Clean the surface. It is recommended to repeat the procedure if the dirt is too heavy.

SHELF LIFE, STORAGE AND TRANSPORT CONDITIONS :

24 months from the manufacture date, if package is intact. Keep tightly closed at temperature +5 °C to +25 °C. Keep container dry. Avoid direct sunlight and exposure to temperatures below +5 °C.

SAFETY REQUIREMENTS :

Intended use only. Avoid contact with mucous membranes. Keep out of reach of children.

DISPOSAL :

This material and its container must be disposed of in accordance with the requirements of legislation on environmental protection and materials disposal.