


CLEANER FOR LACQUERED HARDWOOD FLOORS

SPECIFICATION

	<p>CLEANER FOR LACQUERED HARDWOOD FLOORS</p>
	<p>BENEFITS :</p> <ul style="list-style-type: none"> • Does not leave stains, does not impact the glance level; • Gentle and efficient; • Contains only eco-friendly components; • Does not contain solvents; • Tested and approved by the hardwood flooring manufacture.
	<p>INGREDIENTS :</p> <p>Water, surfactants, flavors and functional additives</p>

Meets the requirements of TY BY 101040134.003-2014 and Complies with Technical Regulation and Application of Sanitary, Veterinary, and Phytosanitary Measures

DESCRIPTION AND APPLICATION :

Cleaner for lacquered hardwood floors is an eco-friendly composition of water-based cleaning agents with light flowery scent. Supplied in a 0,5 liter plastic spray bottle. Ready to use (no need to mix with anything else).

Soft cleaner for everyday care of hardwood floors and laminate flooring, wall panels and solid protective coating as lacquer or lasur.

It may also be used to clean linoleum, vinyl, ceramic and PVC - surfaces cleaning. Provides easy to cleaning and gentle to protective and decorative coatings.

TYPES OF REMOVABLE IMPURITIES :

Food stains:

- fat and oil stains;
- stains from fruits and fruit juice, milk, coffee, tea, non-alcoholic beverages and others.


Household impurities:

- shoe stains;
- lipstick, ink ribbon and other stains.

MANUAL APPLICATION :

Flooring care

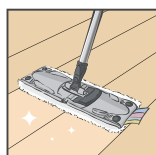
(hardwood and laminate flooring, ceramic tiles, linoleum, vinyl, PVC-coatings)



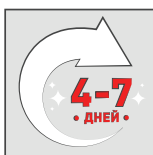
1. Clean the floor from sand, dust and litter with vacuum-cleaner.



2. Moisten the surface and mop with the cleaner.



3. Move the mop towards yourself and wipe the surface thoroughly along the planks. Avoid overwatering. Floor should be dry in 2-3 minutes after cleaning.



4. Regular cleaning every 4 to 7 days is recommended depending on degree of surface contamination.

Various surfaces care

(wall panels, furniture, porcelain stoneware, stone)



1. Spray the cleaner on the lint-free tissue.



2. Move the tissue toward you self and wipe the surface thoroughly. Avoid overwatering. Surface should be dry in 2-3 minutes after cleaning.



3. Regular cleaning every 4 to 7 days is recommended depending on degree of surface contamination.

Important! If there are any hard-to-remove stains left on the surface (marker, tape, felt-tip pens, ball-points pen, cream and cream for shoes, nail polish and etc.) use heavy duty cleaner Coswick .

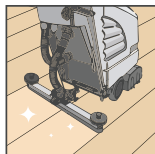
CLEANER FOR LACQUERED HARDWOOD FLOORS

SPECIFICATION

AUTOMATIC APPLICATION :



1. Fill the tank of an automatic cleaning machine with the necessary amount of cleaner.



2. Clean the surface. It is recommended to repeat the procedure if the drift is too intense.

SHELF LIFE, STORAGE AND TRANSPORT CONDITIONS :

24 months. Store in a cool, dry place with a tightly closed lid. Storage and transportation temperature +5 °C to +25 °C. Protect from frost.

SAFETY REQUIREMENTS :

Intended use only. Avoid contact with mucous membranes. Keep out of reach of children.

DISPOSAL :

This material and its container must be disposed of in accordance with the requirements of legislation on environmental protection and materials disposal.